



FORM

FORM an idea ▶ **FORM** an impression ▶ **FORMAWALL**® the complete wall system

You Imagine Buildings;

1906

H.H. Robertson launches a construction products company, which will ultimately become CENTRIA, and later expands its offering to include insulated metal wall panels.

1968

A superior performing, "foamed-in-place" insulated metal panel system is developed.

1981

A revolutionary pressure-equalized horizontal joint for insulated metal panels is created.

1982

A horizontal window system that blends with horizontal insulated metal panels is designed.

1999

FORMAWALL® Dimension Series® is introduced. It is eventually named "Product of the Millennium."

“Architecture should speak of its time and place but yearn for timelessness.” — Frank Gehry

At CENTRIA we understand that in order to accomplish timeless designs, architects must be practitioners of both art and science.

Here you'll find innovations, ideas and images to ignite your imagination and the tools to make your imagination reality. It is also a reminder that, in the beginning, in the form itself—great leaps are always possible. That breakthroughs are always just an inkling away. And that unimagined possibilities are always within reach of the mind prepared to pursue them.

We Imagine Solutions to Make Them Better.

More than a century of innovation at **CENTRIA** has been driven by a central idea: technology creates incredible possibilities—for all of us.

2006

The FORMAWALL product family expands to include Graphix Series™, a unique segmented panel that gives the illusion of multiple panels.

2009

The FORMAWALL PE Seal Plate, the first ever pressure-equalized vertical seal plate, debuts.

2010

FORMAWALL 3"-T, FORMAVUE™ FV 600 windows and FORMAWALL IMV insulated metal vertical joint are all introduced.

2011

The high performance products introduced in 2009 and 2010 are combined to create the Smart-R™ Wall Solution, the highest performing, integrated, insulated metal panel and aluminum window system available.



F



“Recognizing the need is the primary condition for design” — Charles Eames

an idea

Before a great building comes to be, there must be a great idea of a building. An idea, not merely of what a building COULD be, but of what it SHOULD be, what it was MEANT to be.


Our idea is to give you ideas. To start a spark. To kindle an inspiration that will grow into a new reality: a sweeping, dramatic creation of shape and color and texture that only you could have imagined.

That is the idea behind FORMAWALL.

FORMAWALL


FORM an Idea: Shape

FORMAWALL's unparalleled flexibility lets your idea take shape in an infinite variety of forms. Experiment with the smooth, tranquil flow of curved panels. Explore vertical panels that soar toward the sky. Examine the array of thicknesses, reveals, and profiles—leading to endless possibilities that stretch the imagination and result in virtually unlimited creativity.



The panels curve easily, providing virtually unlimited opportunities for truly unique designs.

The ability to do custom fabrication is possible, either in the shop or on the jobsite.




FORM an Idea: Shape

FORMAWALL's unparalleled flexibility lets your idea take shape in an infinite variety of forms. Experiment with the smooth, tranquil flow of curved panels. Explore vertical panels that soar toward the sky. Examine the array of thicknesses, reveals, and profiles—leading to endless possibilities that stretch the imagination and result in virtually unlimited creativity.

The ability to do custom fabrication is possible, either in the shop or on the jobsite.

The panels curve easily, providing virtually unlimited opportunities for truly unique designs.






FORM an Idea: Color

With virtually unlimited choices, one doesn't merely choose color, one commits to color. It is the eloquence of color that can inspire passion, evoke emotion, or meld a design into its environment with a subtlety and suaveness that is remarkable. From the coolest metallic whites to the deepest, richest reds, FORMAWALL colors can be the heart of a design, a signature element, or even just a whimsical exclamation point.





A combination of colors and a running bond pattern made it possible to create this unique aesthetic

Smooth 2" panels in a pearlescent Champagne Bronze and a metallic Champagne Gold result in an interesting contrast of color and texture.



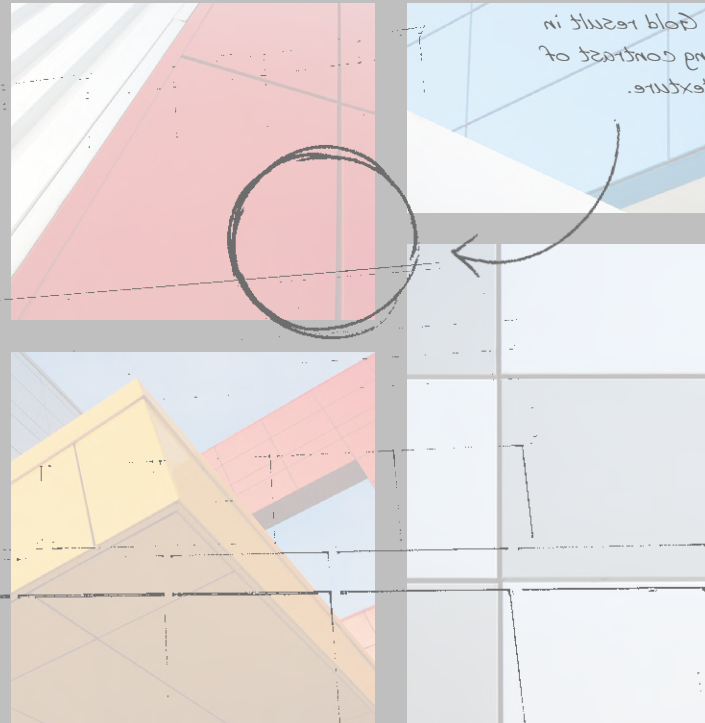
A combination of colors and a running bond pattern made it possible to create this unique aesthetic



FORM an Idea: Color

With virtually unlimited choices, one doesn't merely choose color, one commits to color. It is the eloquence of color that can inspire passion, evoke emotion, or meld a design into its environment with a subtlety and suaveness that is remarkable. From the coolest metallic whites to the deepest, richest reds, FORMAWALL colors can be the heart of a design, a signature element, or even just a whimsical exclamation point.


Smooth 2" panels in a pearlescent Champagne Bronze and metallic Champagne Gold result in an interesting contrast of color and texture.





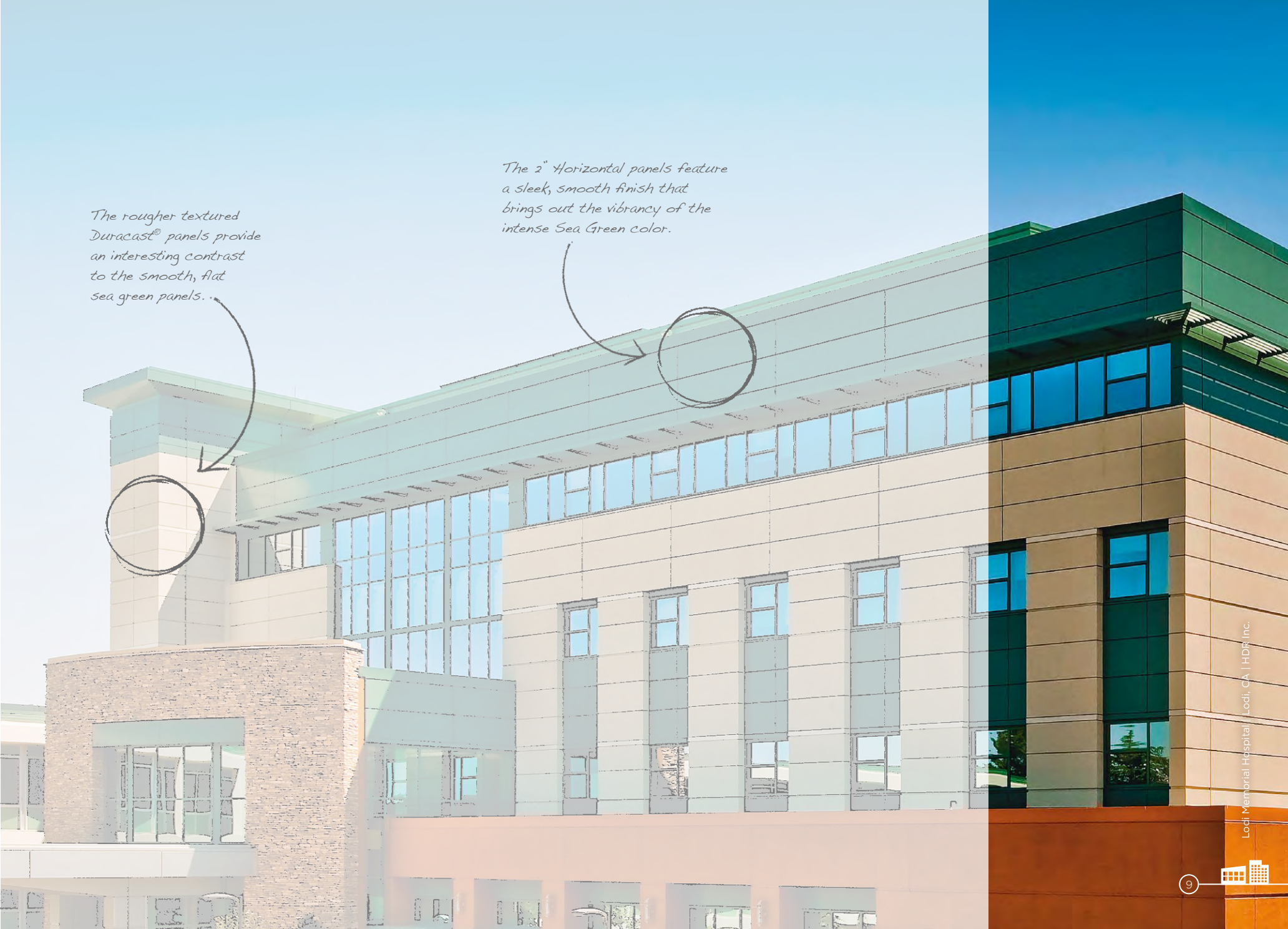
FORM an Idea: Texture & Relief

Texture adds dimensional nuances, tonal contrasts, and visual interest. It allows you to toy with light and shadow in innumerable ways. Or use texture to communicate a building's depth of character. Sleek and smooth, striated and variable striated, embossed and precast – FORMAWALL's range of textures works in concert with the light to create impactful design with emphasis, rhythm and contrast.



The rougher textured Duracast® panels provide an interesting contrast to the smooth, flat sea green panels.

The 2" Horizontal panels feature a sleek, smooth finish that brings out the vibrancy of the intense Sea Green color.




FORM an Idea: Texture & Relief

Texture adds dimensional nuances, tonal contrasts, and visual interest. It allows you to toy with light and shadow in innumerable ways. Or use texture to communicate a building's depth of character. Sleek and smooth, striated and variable striated, embossed and precast – FORMAWALL's range of textures works in concert with the light to create impactful design with emphasis, rhythm and contrast.

The 2" horizontal panels feature a sleek, smooth finish that brings out the vibrancy of the intense sea green color.

The rougher textured Duracast panels provide an interesting contrast to the smooth flat sea green panels.







“Architecture must concern
itself continually with the socially
beneficial distortion of the
environment.” — Cedric Price

FORM an Impression

If form relates to the ACT of design, then impression is the resulting IMPACT. It is an emotional, visceral reaction that makes its mark in the consciousness of the observer and the community—and, done with skill—makes it a permanent one.

FORMAWALL makes an impression that goes far beyond pure aesthetics. It is about a long-term investment in a community or on a skyline. It is about creating a monument by demonstrating a commitment to an efficient use of resources and long-term sustainability.

It makes an indelible impression.

FORM an Impression:

Smart-R Walls are Smarter.

One wall, one solution, one amazing impression. Panels, windows, louvers and sunshades work in harmony, resulting in unmatched thermal performance, elegant aesthetics and superior sustainability.



IMV insulated metal vertical joint provided an all metal look without exposed sealants or gaskets.

FV-600 shop-assembled aluminum window system integrates seamlessly with the 3"-T Formawall panel and provides simplified detailing, reduced installation time and improved thermal performance.




FV-600 shop-assembled aluminum window system integrates seamlessly with the 3-T-Formwall panel and provides simplified detailing, reduced installation time and improved thermal performance.

VMI installed metal vertical joint provided an all metal look without exposed sealants or gaskets.

FORM an Impression:
Smart-R Walls are Smarter.

One wall, one solution, one amazing impression. Panels, windows, louvers and sunshades work in harmony, resulting in unmatched thermal performance, elegant aesthetics and superior sustainability.





FORM an Impression:


Integrated Options Working in Harmony

The wall is the canvas. The integrated options offer a palette of possibilities, including windows, sunshades and louvers, with matching or contrasting finish options that add interest and turn a building into a statement.



Integrated C/S Sunshades simplify the construction process by making it possible to use the same installer for all wall components including panels, windows and sunshades.

Formvue integrated window systems are available in a variety of options including punched, strip or stacked applications.

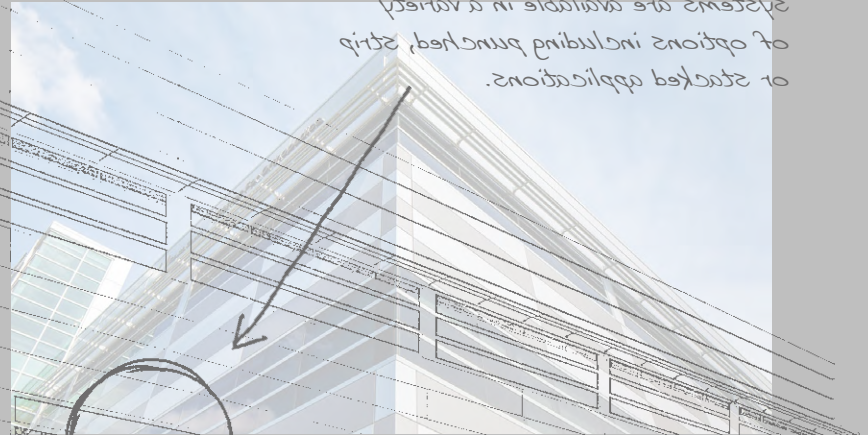


Integrated C/S Sunshades simplify the construction process by making it possible to use the same installer for all wall components including panels, windows and sunshades.

FORM an Impression: Integrated Options Working in Harmony

The wall is the canvas. The integrated options offer a palette of possibilities, including windows, sunshades and louvers, with matching or contrasting finish options that add interest and turn a building into a statement.

Formawall's integrated C/S sunshade systems are available in a variety of options including punched, strip and stacked applications.





South Shore Bone and Joint Center | Hingham, MA | Cannon Design



FORM an Impression:


Performance Attributes Down to a Science.

FORMAWALL performance is a technological achievement so advanced, so consistently superior, that this alone justifies consideration as a premier choice. The latest FORMAWALL (ATMP®) technology delivers a single panel wall system that provides its best-ever thermal efficiency and moisture control.



The efficiency and economics of a single panel is second to none, providing an incredibly effective air, water, thermal and vapor barrier.

Formvue Integrated windows may be recessed from 2"-10" or flush as was detailed here.



The efficiency and economy of a single panel is second to none, providing an incredibly effective air, water, thermal and vapor barrier.

FORM an Impression: Performance Attributes Down to a Science

FORMAWALL performance is a technological achievement so advanced, so consistently superior, that this alone justifies consideration as a premier choice. The latest FORMAWALL (ATMP®) technology delivers a single panel wall system that provides its best-ever thermal efficiency and moisture control.





The Orthopedic Building at Rush University Medical Center | Chicago, IL | Perkins and Will



“Form follows function — that has been misunderstood. Form and function should be one, joined in a spiritual union.” — Frank Lloyd Wright

FORMAWALL

Beyond the aesthetics, beyond the shape and style and color — deep inside is where you’ll find what truly makes FORMAWALL great. It is a system that anticipates all of the practical problems and applies all of the possibilities of today’s technology to effectively manage the challenges of the built environment.

At CENTRIA, we focus on the details and blend the best of aesthetics and performance through constant collaboration with professionals just like you.

It is this comprehensive, integrated approach that makes FORMAWALL the premier single component wall system on the market today.

FORMAWALL ATMP

Foundation—the basis or groundwork of anything

That is what Advanced Thermal and Moisture Protection (ATMP®) technology is for FORMAWALL. It is the science that makes the product innovative and what makes it function at a high level within your building's façade. CENTRIA's ATMP technology means a wall system that is completely factory foamed, providing superior thermal and moisture control. A wall system without air spaces between the insulation and the exterior rain screen. A wall system with pressure-equalized horizontal joinery that creates a barrier against water infiltration. And a wall system that features insulation installed outboard of the studs, minimizing conductance and assuring optimal thermal performance.



Jefferson Parish Crime Lab | Harvey, LA | Sizeler Thompson Brown Architects

FOAMED-IN-PLACE MANUFACTURING VS. LAMINATED



FOAMED-IN-PLACE

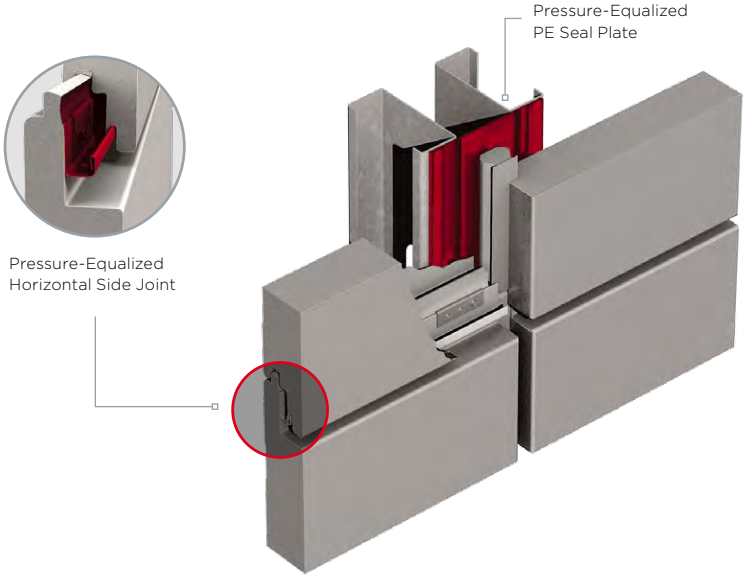
1. Completely fills all voids in the panel joinery, helping assure the panel will not have any cold spots, reducing the risk of condensation, and resulting in efficient, consistent thermal performance.
2. Provides a stronger, better bond since the foam chemically reacts with the metal.
3. Made from a liquid substance that is heated, cured and fills every crevasse, which means no reduction in R-values.



LAMINATED


1. Foam is not perfectly cut, resulting in gaps in the panel joinery and air, water and vapor infiltration.
2. Foam is glued, so the bond is not as strong.
3. Made with board stock foam that may lose R-value prior to lamination.

PRESSURE-EQUALIZED VERTICAL AND HORIZONTAL JOINERY



PRESSURE-EQUALIZED VERTICAL AND HORIZONTAL JOINERY

Pressure-equalized jointery has significant benefits when compared to a barrier seal system. Pressure-equalized jointery provides long-term protection that requires minimal maintenance, whereas a barrier seal system depends on the accurate and consistent placement of the sealant, and may also require periodic maintenance. In addition, a vented horizontal joint is designed for pressure equalization, and, even in the presence of an imperfect air barrier, the pressure-equalized jointery maintains the system's performance integrity. With a barrier seal system, imperfections in the air barrier can lead to water infiltration.




Wolfe Center for Performing Arts — Bowling Green State University | Bowling Green, OH | Snohetta

FORMAWALL SMART-R™ Wall Solution

Integration—the act of combining or adding parts to make a unified whole

The Smart-R Wall Solution effortlessly combines panels, windows, louvers and sunshades to create a truly unique system that meets aesthetic needs, performance requirements and sustainability goals, as well as budget constraints.

CENTRIA's highest performing FORMAWALL panels—2.5" and 3"-T—are the platforms upon which the system is built. Each platform features CENTRIA's highest performing integrated components such as the FORMAVUE FV 650 and FV 600 aluminum windows. Aesthetic options include FORMAWALL DS 59 and DS 60, Graphix Series and the IMV insulated metal vertical joint. The 3"-T platform offers an added performance option with the PE Seal Plate, featuring a pressure-equalized vertical joint.



NOTE: The Smart-R Wall Solution also integrates with C/S Louvers and Kallwall Translucent Windows.



FORMAVUE WINDOWS

FORMAVUE FV 650 and FV 600 windows are designed to interface perfectly with FORMAWALL Dimension Series and FORMAWALL Graphix Series panels. Featuring integrated head, sill and jamb details, large thermal breaks aligned with the panel insulation, and additional insulation in the head of the window frame, FORMAVUE Windows are one of the most efficient systems on the market today.



FORMAWALL PE SEAL PLATE

The Seal Plate provides multiple layers of protection against water infiltration with a vented, pressure-equalized drain channel that minimizes the force that may drive water through the wall system, while venting any moisture that enters the drain channel to the exterior of the wall.



FORMAWALL IMV

As an integrated, insulated metal vertical joint, FORMAWALL IMV provides the sleek appearance of an all-metal vertical joint, while at the same time maintaining a thermal barrier with additional insulation along the joint.

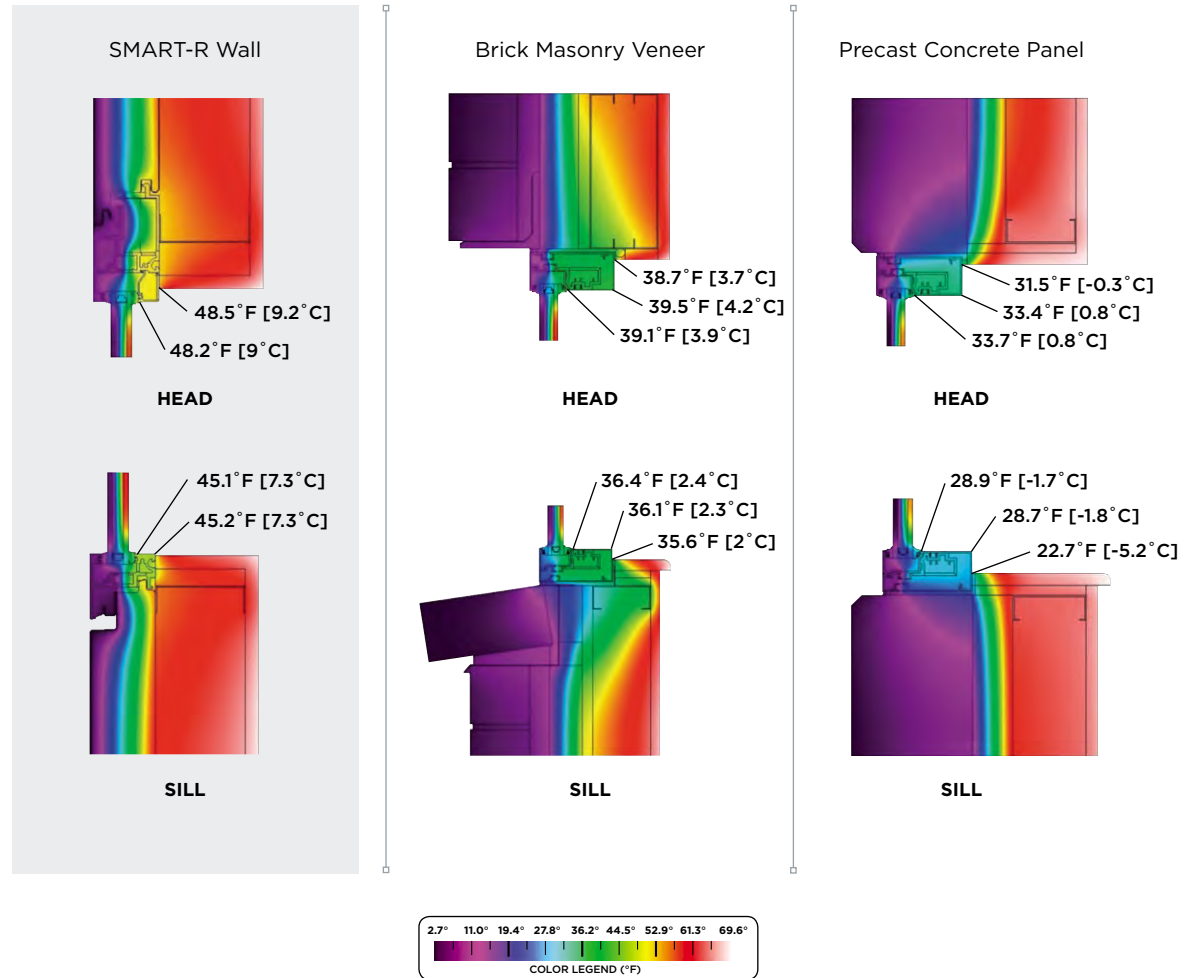


The SMART-R Wall Solution maximizes thermal efficiency

The thermal performance of a wall is affected by the performance of the components that make up the wall system—and the transition details between those components. The total percentage of windows in a wall, base and coping conditions, and deflection joints all play a role in overall performance. The Smart-R Wall Solution provides a high level of consistency and efficiency with wall and window components and thermally broken aluminum window extrusions that are specifically engineered to work together.

The thermographs shown compare the head and sill conditions of a FORMAWALL Smart-R Wall Solution versus a standard thermally broken aluminum window detailed with brick masonry and architectural precast. This comparison reinforces the superiority of the Smart-R Wall Solution.

Thermographs: Cladding to window head and sill transitions





FORMAWALL Dimension Series


Revolutionary — radically new or innovative

FORMAWALL Dimension Series has changed metal wall systems with a single panel system that provides outstanding thermal efficiency and moisture control. The aesthetics are just as amazing as the performance with a wide range of lengths, thicknesses and reveals, in addition to fully integrated components including windows, louvers and sunshades.




Devon Boathouse and Finish Line Tower | Oklahoma City, OK | Elliot + Associates

Vertical Application



FORMAWALL Dimension Series offers virtually unlimited aesthetic possibilities, with a selection of panel options that include sleek and flat, steep slope, the notched pattern of DS59 or DS60, in addition to reveals (up to 6”) in a range of widths.

Horizontal Application



The panels can also be installed horizontally, vertically or in any combination of the two, further enhancing the creative possibilities.



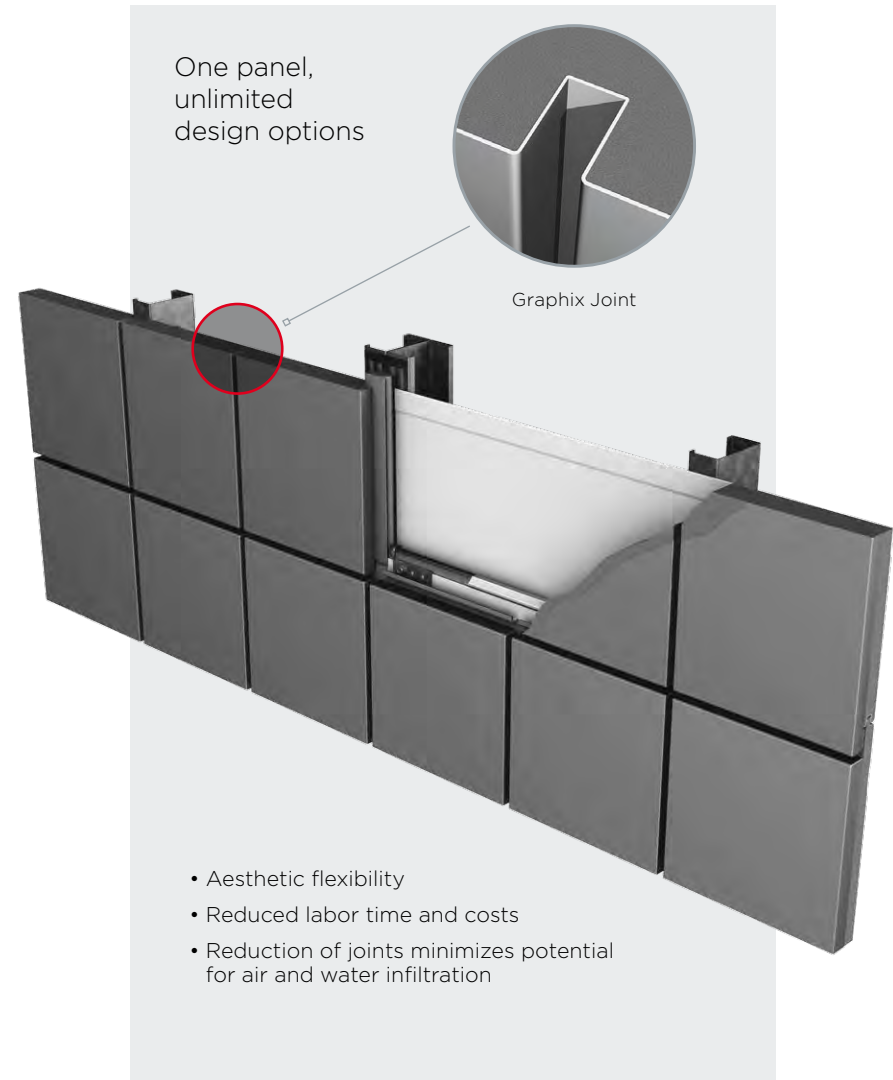
FORMAWALL Graphix Series™

Innovative—contemporary, cutting-edge, inventive

FORMAWALL Graphix Series creates distinctive aesthetics with a single panel that can be customized to look like up to 12 smaller ones. There is also the flexibility to determine how the panel length is segmented, horizontal and vertical installations, and horizontal reveals of varying lengths. This makes it possible to create a virtually unlimited number of designs and patterns without sacrificing performance.

FORMAWALL Graphix Series is a single component wall system with a steel face and liner that uses foamed-in-place CFC-free foam insulation. Panels are then joined with CENTRIA's proven pressure-equalized, vented and dry-sealed joinery—and because there are fewer actual joints, the chance for air and water infiltration is further reduced. For example, a 16-panel configuration has just one joint instead of seven. The end result is the most advanced thermal and moisture protection available.

Another benefit to using a single panel to achieve a multi-panel effect is the fact that installation is faster, easier and less expensive.







FORMAWALL Formavue Windows

Fusion—to become united or blended

FORMAVUE window systems are specifically designed to work as a high performance, thermally efficient interface with FORMAWALL Dimension Series and FORMAWALL Graphix Series panels.

FORMAVUE windows include a variety of factory- and field-assembled fixed window systems that are engineered to integrate with FORMAWALL panels without the use of receptors or additional exposed sealants. The result is windows that coordinate

perfectly with FORMAWALL panel joinery to provide a beautiful, high performance transition from the insulated metal panel to the window system. In addition, insulation in the head of the window and large thermal breaks in the frame improve thermal performance, and all CENTRIA window systems accept 1" insulating glass units.

By using Formavue windows, you can simplify building details and expedite construction schedules—and work with just one manufacturer-trained installer for both your panels and windows.

Formavue Window System Options

SYSTEM	TUBE	STUD	SHOP ASSEMBLED	FIELD ASSEMBLED	VERTICAL PANELS	HORIZONTAL PANELS	INTEGRATES WITH
FV 100	✓	✓		✓	✓		2" [51 mm] thick panel
FV 200		✓		✓		✓	2" [51 mm] & 3" [76 mm] thick panels
FV 300	✓			✓		✓	2" [51 mm] & 3" [76 mm] thick panels
FV 400	✓			✓		✓	2" [51 mm] & 3" [76 mm] thick panels
FV 500	✓	✓	✓			✓	2" [51 mm] & 3" [76 mm] thick panels
FV 600	✓	✓	✓			✓	3"-T [76 mm] thick panels
FV 650	✓	✓	✓			✓	2.5" [64 mm] thick panels



FORMAWALL Integrated Solutions

Complete—having all parts or elements; whole; entire; full

At CENTRIA, our focus goes beyond the wall panel. We offer a full line of options that fully integrate with FORMAWALL panels for distinctive aesthetics and high performance.



Aesthetics, Performance, Sustainability

CENTRIA's performance, aesthetics, sustainability and value extend far beyond the wall panel. We offer a complete wall system with integrated options that include windows, sunshades and louvers. All of these products are specifically engineered to work together, resulting in seamless aesthetics and outstanding performance. This level of integration also prevents air, water and vapor infiltration—and leads to a more energy efficient, sustainable wall. It also means value at the jobsite with one manufacturer, one system, and simplified installation.



C/S Sunshades

CENTRIA and Construction Specialties, Inc. (C/S Group) have created interesting sunshade options that are specifically engineered for high performance integration with Formavue windows and all FORMAWALL panels.



C/S Louvers

CENTRIA and C/S Group also provide a full line of fixed, drainable and storm-resistant louvers, engineered to work with all FORMAWALL panels.



Kalwall® Translucent Windows

Kalwall translucent panels install easily with all FORMAWALL panels and are lightweight and strong, while combining the beauty of diffused, natural interior lighting with high performance insulation that is also low maintenance and shatterproof.




FORMAWALL Coatings

Texture — character, composition, grain, pattern

Texture and color are what bring a project to life, make it distinctive and make it memorable. CENTRIA offers a vast array of options for FORMAWALL panels, from the color shifting properties of Kolorshift™ to the durability of Versacor® Ultra.




North Memorial Hospital Medical Office Building | Maple Grove, MN | BWBR Architects



FLUOROFINISH**

A Kynar 500®, Hylar 5000® or FEVE-based coating that provides good durability.

- 1 0.8 mil [20 micron] nominal Color Coat
- 2 0.2 mil [5.1 micron] Nominal Primer
- 3 Substrate




DURAGARD® PLUS

A premium, high build architectural coating that provides the ultimate in color retention and fade resistance.

- 1 0.8 mil [20 micron] nominal Polyvinylidene Fluoride Clear Coat*
- 2 0.8 mil [20 micron] Nominal Polyvinylidene Fluoride Color Coat*
- 3 0.8 mil [20 micron] Nominal Primer
- 4 Substrate

DURAGARD®


0.8 mil [20 micron] nominal Polyvinylidene Fluoride Color Coat*
0.8 mil [20 micron] nominal Primer



SUNDANCE AM-ALUMINIUM METALLIC 3-COAT FINISH

A quality, durable coating that provides the iridescence and reflectivity of a metallic surface.


- 1 0.5 mil [12.7 micron] nominal Polyvinylidene Fluoride Clear Coat*
- 2 0.8 mil [20 micron] nominal Polyvinylidene Fluoride Color Coat*
- 3 0.2 mil [5.1 micron] nominal Primer
- 4 Substrate



DURACAST® TEXTURED FINISH SYSTEM**

Factory-applied coating with natural aggregate matrix providing the look and feel of precast. Available exclusively for Formawall Dimension Series and Formawall Graphix Series panels.


- 1 Acrylic and Natural Aggregate Matrix
- 2 0.8 mil [20 micron] nominal Polyester
- 3 0.2 mil [5.1 micron] Nominal Primer
- 4 Substrate



**SUNDANCE MICA*
2-COAT FINISH**

A high performance PVDF coating that provides good durability.

- 1 0.8 mil [20 micron] nominal Color Coat
- 2 0.2 mil [5.1 micron] nominal Primer
- 3 Substrate



VERSACOR® ULTRA PF and MX


Excellent coatings for corrosive architectural applications. Versacor Ultra MX has a PVDF coat with mica, providing a pearlescent appearance.

- 1 0.8 mil [20 micron] nominal PVDF Coat
- 2 3.0 mil [75 micron] nominal Versacor Ultra Barrier Coat Primer
- 3 Substrate

VERSACOR® ULTRA TF and HF

A coating merging the superior corrosion resistance of the Versacor Barrier Coat Primer with the durability of a Urethane Finish.

- 1 1.5 or 3.0 mil [38 or 75 micron] nominal Urethane Coat
- 2 3.0 mil [75 micron] nominal Versacor Ultra Barrier Coat Primer
- 3 Substrate




KOLORSHIFT™ SERIES

An iridescent polyvinylidene (PVDF) architectural coating that shifts in color depending on the viewing angle or direction of sunlight

- 1 0.8 mil [20 micron] nominal PVDF Color Coat
- 2 0.5 mil [12.7 micron] Polyester Base Coat
- 3 0.2 mil [5.1 micron] Polyester Primer
- 4 Substrate

COLORS AVAILABLE

BASE COLOR	FLOP COLOR
731 Hemlock	
732 Dusty Rose	
733 Green Shimmer	
734 Purple Rain	
735 Lightning Storm	




ALLUSION™

A pre-coated finish system using polyvinylidene (PVDF) print pattern colors

- 1 0.45 mil [11.475 micron] nominal PVDF Clear Top Coat
- 2 0.05 mil nominal PVDF ink
- 3 0.65 mil [16.575 micron] nominal Color Base Coat (also acts as primer)
- 4 Metal Substrate

COLORS AVAILABLE

761 Light Oak	762 Dark Oak
763 Rust	764 Slate
765 Antique Bronze	766 Blue Zinc
767 Red Zinc	768 Crystal Zinc
769 Green Zinc	



ALLURA™

A premium, field-proven fluoropolymer coating featuring a matte, low-gloss finish with a subtle, aggregate texture.

- 1 0.8 mil [20 micron] color coat
- 2 0.2 mil [5.1 micron] nominal primer
- 3 Metal Substrate

COLORS AVAILABLE

781 Adobe	782 Lava Rock	783 Sienna
784 Clay	785 Sedona	

AVAILABLE SUBSTRATES FOR COATING SYSTEMS

- Standard G-90 hot-dip galvanized steel conforming to ASTM A924 and ASTM A653 structural quality
- Galvalume steel, unpainted hot-dip coated with aluminum-zinc alloy conforming to ASTM A924 and ASTM A792
- Stainless Steel**, Type 304 AISI architectural grade alloy; austenitic, non-magnetic, non-glare surface; slight variation in surface finish
- Aluminum Alloy 3003 or 5052 and for standing seam roof panels, 3004, available in smooth surface as a substrate
- Galvalume steel not available with Versacor Ultra

NOTES

*Polyvinylidene Fluoride (PVDF) coat contains 70% Kynar 500 or Hylar 5000 resin. Galvalume is a Reg. TM of BIEC International, Inc.

**Subject to minimum quantity requirements.

FORMAWALL Testing & Sustainability

The impression a building makes goes well beyond the aesthetic.

How a building performs over the long term is what truly defines a successful project. FORMAWALL meets the highest standards for air, water and thermal resistance, while also meeting the highest standards for structural, seismic, impact and fire testing.



Michigan State University Brody Hall | East Lansing, MI | Design Plus

FORMAWALL is a Sustainable Backup Wall System

CENTRIA is an industry leader when it comes to sustainability and the responsible use of natural resources. We have always looked for ways to lessen the impact of the built environment on the natural one. Our eco-friendly products are made from recycled materials, are recyclable and provide excellent aesthetics, performance and durability.









Product Stewardship

As a pioneer in sustainable practices, CENTRIA received one of the first Life Cycle Analysis evaluations for insulated metal panels, and our innovations in sustainability go beyond the design and manufacturing stages. CENTRIA can take responsibility for products at the end of their “built life” to ensure that buildings are truly sustainable. We have developed three unique programs to recycle, reuse and reclaim insulated metal panels like FORMAWALL that demonstrate a strong commitment to sustainability.

Our Environmental Vision

CENTRIA will meet the sustainability needs of customers by developing environmentally friendly products, reducing our consumption of water, energy and harmful chemicals and continuing on our path of social responsibility.

FORMAWALL Panel Testing Data

DESCRIPTION		CRITERIA	RESULTS				
	Air Infiltration	ASTM E283	Maximum 0.06 cfm/ft ² [0.3 L/s per sq. m]@ 6.24 lb/ft ² [300 Pa] static pressure				
	Water Penetration	ASTM E331	No penetration @ 15 lb/ft ² [718 Pa] static pressure				
		AAMA 501.1	No penetration @ 15 lb/ft ² [718 Pa] dynamic pressure				
	Horizontal joint pressure equalization and water penetration	Modified AAMA 508-07 criteria	No water penetration @ 15 lb/ft ² [718 Pa] static and dynamic pressure and with breaks in the air barrier				
	PE Seal Plate and IMV pressure equalization and water penetration	Modified AAMA 508-07 criteria	No water penetration @ 15 lb/ft ² [718 Pa] static and dynamic pressure				
	Thermal Performance	ASTM C1363 .5" [.3mm] – 2" [51mm] Reveals	Panel Thickness	2" [51mm]	2.5" [64mm]	3" [76mm]	3"-T [76mm]
			Flat	R14 [u=0.41]	R17 [u=0.33]	R21 [u=0.27]	R22 [u=0.26]
			Profile	R10 [u=0.57]	R13 [u=0.44]	—	R16 [u=0.36]
	Structural	ASTM E72	Complies				
	Impact	Miami-Dade County NOA	FWDS NOA # 12-1065.07 FWGS NOA # 11-0414.04 FV 400HR NOA # 09-1117.02				
		FBC	FWDS, FWGS, FV 400, FV 400HR, FV 500, FV 600				
		ASTM 1886/1996	FWDS, FWGS, FV 400HR				
	Blast	Shock tube tested	Tested to blast loads over 10 psi/80 psi/MS Also meets ASTM-F1642				
	Fire	ASTM E 84	Complies				
		FM 4880	Complies				
		NFPA 285, NFAP 286, NFPA 259	Complies				
		UL 1715	Complies				
	Acoustical	ASTM E 90-09	STC 23-25				

VALUE: Always in Good Form

The value of working with CENTRIA goes well beyond product quality and innovation

The value of working with CENTRIA is product quality and innovation grounded in science.

At CENTRIA, our products are incredibly beautiful, but it's what goes on behind the wall that is even more riveting. Everything we do is grounded in the latest scientific advances—it

is what drives the first steps of new product development and inspires our quest for continuous quality improvement. Our scientists work closely with experts in the commercial construction industry to conduct independent research and product testing. At CENTRIA, good is never enough—we are committed to always being better. That commitment extends

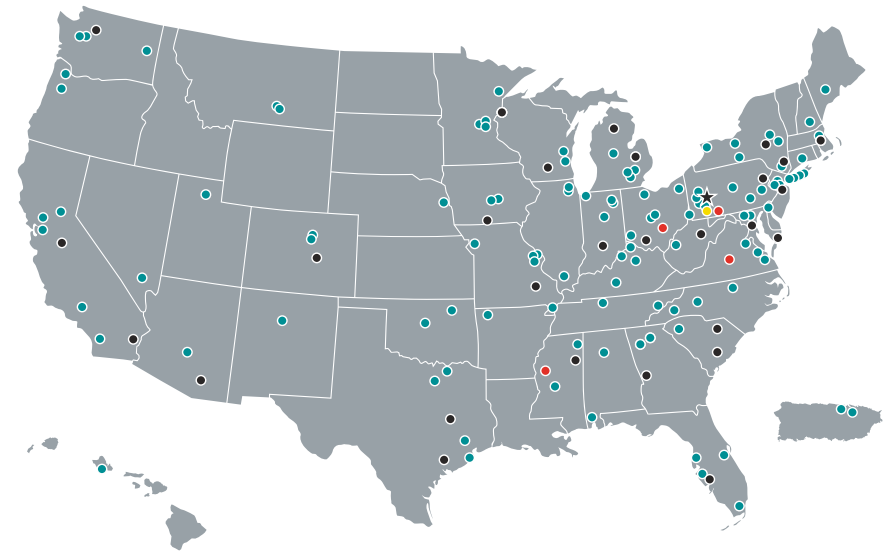
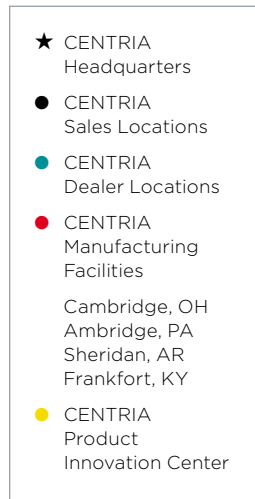
to the expertise of our technically trained sales force and the teams of engineering and design professionals that are available to troubleshoot, offer advice, and consult on the details of a project from start to finish. Together, they can solve any design challenge.

CENTRIA's Dealer Network

CENTRIA offers an elite Dealer Network that provides expert installers and construction services. And for color and texture perfection, we offer in-house coil coating services.

CENTRIA International

CENTRIA provides international customers with innovative building products, comprehensive services and project support. We have agents and offices in the United States, Central and South America, Europe, Southeast Asia, the Middle East and China.





EAST CENTRAL COLLEGE

George H.
Buescher Hall

BH



FORMAWALL Capabilities Matrix: Dimension Series®

PANEL TYPE	APPLICATION	THICKNESS [millimeters]	R-VALUE (PER ASTM C 1363)	MODULE [millimeters]	SIDE JOINT/REVEALS* [millimeters]	END JOINT/REVEALS* [millimeters]	PANEL CORE
FWDS	Horizontal or Vertical	2" [51] 2.5" [64] 3"-T [76]	R-14 [U=0.41] R-17 [U=0.33] R-22 [U=0.26]	10" - 40" [254-1016]	1/2" [13] Joint (1/8" [3] for vertical panel) (Optional reveals 1/4" [6] & 1" [25] to 6" [152] in 1/2" [13] increments)	5/8" [16] IMV Insulated Metal Vertical Joint 5/8" [16] Gasketed Joint	Foamed-in-place
	Horizontal	3" [76]	R-21 [U=0.27]			5/8" [16] Gasketed Joint	
DS59 DS60	Horizontal or Vertical	2" [51] 2.5" [64] 3"-T [76]	R-10 [U=0.57] R-13 [U=0.44] R-16 [U=0.36]	12" [305]	Profiled	5/8" [16] IMV Insulated Metal Vertical Joint 5/8" [16] Gasketed Joint	Foamed-in-place
STEEP DRAIN SHELF	Horizontal or Vertical	2" [51] 2.5" [64] 3"-T [76]	R-14 [U=0.41] R-17 [U=0.33] R-22 [U=0.26]	10" - 40" [254-1016]	2-1/4" [57] Joint (Optional reveals 1-1/4" [32], 1-1/2" [38], 1-3/4" [44] & 2-1/2" [64] to 6" [152] in 1/2" [13] increments)	5/8" [16] IMV Insulated Metal Vertical Joint 5/8" [16] Gasketed Joint	Foamed-in-place
	Horizontal	3" [76]					

PANEL TYPE	BASE MATERIALS	FACE GAGES [millimeters]	PANEL LENGTHS [meters]	LINER GAGES [millimeters]
FWDS	G-90 Galvanized Steel	22 ga [0.76] Embossed, Flat	1' - 37' [0.3-11.3]	20 ga [0.91], 22 ga [0.76], 24 ga [0.60], 26 ga [0.48] Embossed, Planked 20 ga [0.91], 22 ga [0.76] Embossed, Planked 20 ga [0.91], 22 ga [0.76] Non-embossed, Planked
		20 ga [0.91] Embossed, Flat		
		20 ga [0.91], 22 ga [0.76], 24 ga [0.60] Embossed, Striated		
		20 ga [0.91], 22 ga [0.76] Non-embossed, Flat	1' - 16' [0.3-4.9]	
	20 ga [0.91], 22 ga [0.76] Non-embossed, Striated	1' - 20' [0.3-6.1]		
Stainless Steel	20 ga [0.91], 22 ga [0.76] Embossed, Striated/Embossed, Flat/Non-embossed, Flat or Non-embossed, Striated	6' - 16' [0.3-4.9]		
Aluminum (2" [51] thick only)	.040" [1] Embossed, Flat/Non-embossed, Striated	1' - 12' 6" [0.3-3.8]	22 ga [0.76] Embossed, Planked, Embossed, Flat or Non-embossed, Planked	
DS59 DS60	G-90 Galvanized Steel	22 ga [0.76] Embossed 22 ga [0.76] Non-embossed, Flat	1' - 37' [0.3-11.3]	20 ga [0.91], 22 ga [0.76] Embossed, Flat 20 ga [0.91], 22 ga [0.76] Embossed, Planked 20 ga [0.91], 22 ga [0.76] Non-embossed, Planked
	Stainless Steel	20 ga [0.91], 22 ga [0.76] Embossed, Flat or Non-embossed, Flat	6' - 16' [1.8-4.9]	22 ga [0.76] Embossed, Planked, Embossed, Flat or Non-embossed, Planked
STEEP DRAIN SHELF	G-90 Galvanized Steel	22 ga [0.76] Embossed, Flat 20 ga [0.91] Embossed, Flat 20 ga [0.91], 22 ga [0.76] Embossed, Striated 20 ga [0.91], 22 ga [0.76], Non-embossed, Flat	1' - 37' [0.3-11.3]	22 ga [0.76], 26 ga [0.48] Embossed, Planked 20 ga [0.91], 24 ga [0.60] Embossed, Planked 20 ga [0.91], 22 ga [0.76] Embossed, Flat 20 ga [0.91], 22 ga [0.76] Non-embossed, Planked

FORMAWALL Capabilities Matrix: Graphix Series™

PANEL TYPE	APPLICATION	THICKNESS [millimeters]	R-VALUE (PER ASTM C 1363)	MODULE [meters]	SIDE JOINT/REVEALS [millimeters]	END JOINT/REVEALS [millimeters]	PANEL CORE
FWGS	Horizontal or Vertical	2" [51] 2.5" [64] 3"-T [76]	R-14 [U=0.41] R-17 [U=0.33] R-22 [U=0.26]	10" - 40" [254-1016]	1/2" [13] Joint (1/8" [3] for vertical panel) (Optional reveals 1/4" [6] & 1" [25] to 6" [152] in 1/2" [13] increments)	5/8" [16] IMV Insulated Metal Vertical Joint 5/8" [16] Gasketed Joint (Optional Reveals Consult CENTRIA)	Foamed-in-place

PANEL TYPE	BASE MATERIALS	FACE GAGES [millimeters]	PANEL LENGTHS [meters]	SEGMENT LENGTHS [millimeters]	LINER GAGES [millimeters]
FWGS	G-90 Galvanized Steel	22 ga [0.76] Embossed, Flat 20 ga [0.91] Embossed, Flat	1' - 20' [0.3 - 4.9]	1' [25] min segment length (max 12 segments)	22 ga [0.76], 26 ga [0.48] Embossed, Planked 20 ga [0.91], 24 ga [0.60] Embossed, Planked 20 ga [0.91], 22 ga [0.76] Embossed, Flat 20 ga [0.91], 22 ga [0.76] Non-embossed, Planked
		20 ga [0.91], 22 ga [0.76] Non-embossed, Flat	1' - 20' [0.3 - 4.9]		
	Aluminum (2" [51mm] thick only)	.040" [1] Embossed, Flat	1' - 12' 6" [0.3 - 3.8]	1' [25] min segment length/4' [1219] max segment length (max 12 segments)	22 ga [0.91] Embossed, Planked/Embossed, Flat or Non-embossed, Planked
		.040" [1] Non-embossed, Flat	1' - 12' 6" [0.3 - 3.8]		22 ga [0.91] Embossed, Planked/Embossed, Flat or Non-embossed, Planked

FORM an Idea



FORM an Impression



FORMAWALL



Great buildings emerge from sparks of inspiration. **FORMAWALL** brings shape to your brilliance with inventive panels that flow and soar, colors that complement and contrast, and textures that create rhythm and light. That is the idea behind **FORMAWALL**.



FORMAWALL

Project Index

For specific product details,
visit CENTRIperformance.com



Cover
Providence Career and Technical Academy
Providence, RI
A: S/L/A/M Collaborative
C: Gilbane Building Company, Inc.



Page 5
The Performing Arts Center at Kent State Tuscarawas
New Philadelphia, OH
A: Legat Architects
C: Dunlop & Johnston, Inc.



Page 7
Penn State Hershey Cancer Center
Hershey, PA
A: Payette
C: Gilbane Building Company, Inc.



Page 9
Lodi Memorial Hospital
Lodi, CA
A: HDR Inc.
C: Harbison-Mahony-Higgins Builders Inc.



Page 13
Great Lakes Research Center
Houghton, MI
A: Fishbeck, Thompson, Carr & Huber, Inc.
C: Granger Construction Company



Page 15
South Shore Bone and Joint Center
Hingham, MA
A: Cannon Design
C: Campanelli Construction



Cover, Page 17
Midwest Orthopedic at Rush University Medical Center
Chicago, IL
A: Perkins + Will
C: Pepper Construction



Page 20
Jefferson Parish Crime Lab
Harvey, LA
A: Sizeler Thompson Brown Architects
C: MAPP Construction



Page 21
Wolfe Center for Performing Arts – Bowling Green State University
Bowling Green, OH
A: Snohetta
C: Rudolph Libbe

Patent No:
US 6.253.511;6.627.128
6.968.659;8.261.494

Canada 2.351.846

Patent No:
US 7.895.807;7.678.219

Patent No:
US 8.261.499



Page 23
United Therapeutics
 Research Triangle Park, NC
 A: O'Neal, Inc.
 C: DPR Construction, Inc.



Page 25
SODO
 Orlando, FL
 A: Cupkovic Architecture, LLC
 C: Hoar Construction, LLC



Page 26
Devon Boathouse and Finish Line Tower
 Oklahoma City, OK
 A: Elliot & Associates Architects
 C: Timberlake Construction; Smith & Pickel Construction



Page 27
Cooper University Hospital
 Camden, NJ
 A: EwingCole
 C: Turner Construction



Page 29
NSSI — National Security Space Institute
 Colorado Springs, CO
 A: Benham
 C: PCL Construction



Page 30
North Carolina National Guard Headquarters
 Raleigh, NC
 A: O'Brien Atkins Architecture
 C: Shelco Inc.



Page 32
Mammel Hall
University of Nebraska at Omaha
 Omaha, NE
 A: Holland Basham Architects
 C: Kiewit Building Group



Page 34
North Memorial Hospital Medical Office Building
 Maple Grove, MN
 A: BWBR Architects
 C: D. J. Kranz Co., Inc.



Page 36
Michigan State University Brody Hall
 East Lansing, MI
 A: Design Plus
 C: Clark Construction



Page 39
Buescher Hall
East Central College
 Union, MO
 A: The Lawrence Group
 C: K&S Associates, Inc



www.CENTRIperformance.com

1.800.759.7474

1005 Beaver Grade Road
Moon Township
PA 15108-2944

Phone: 412.299.8000

Fax: 412.299.8317

